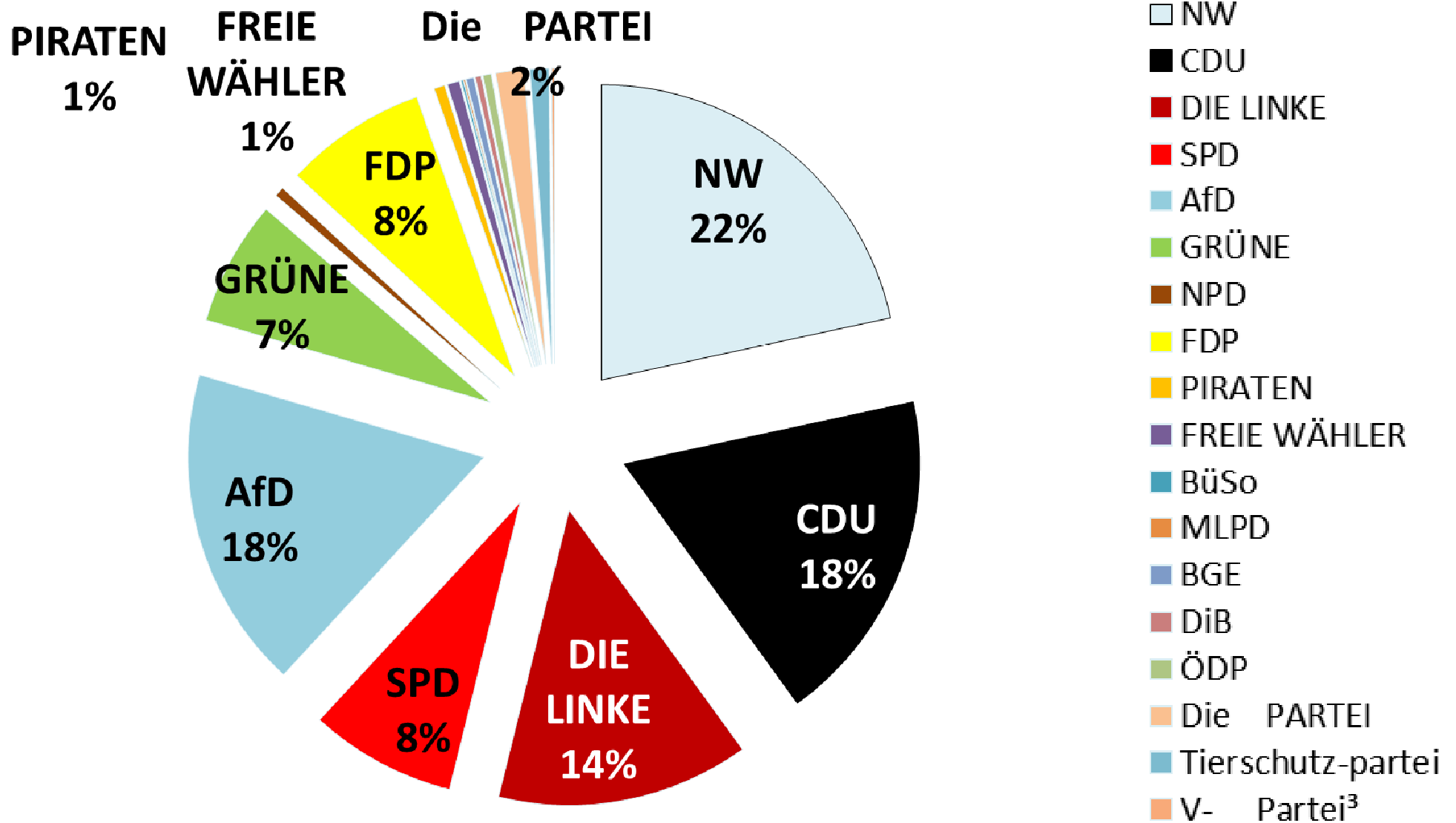
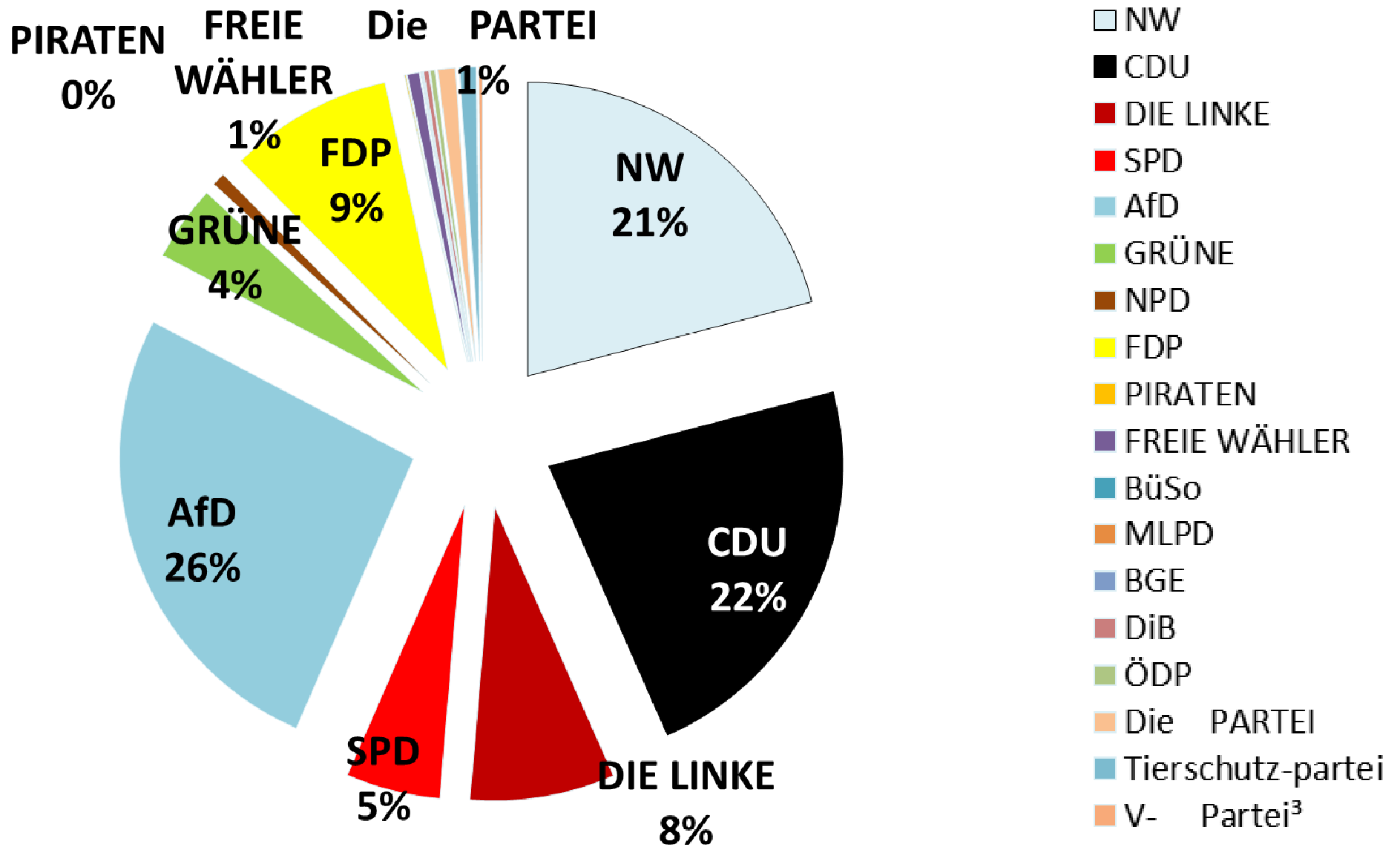
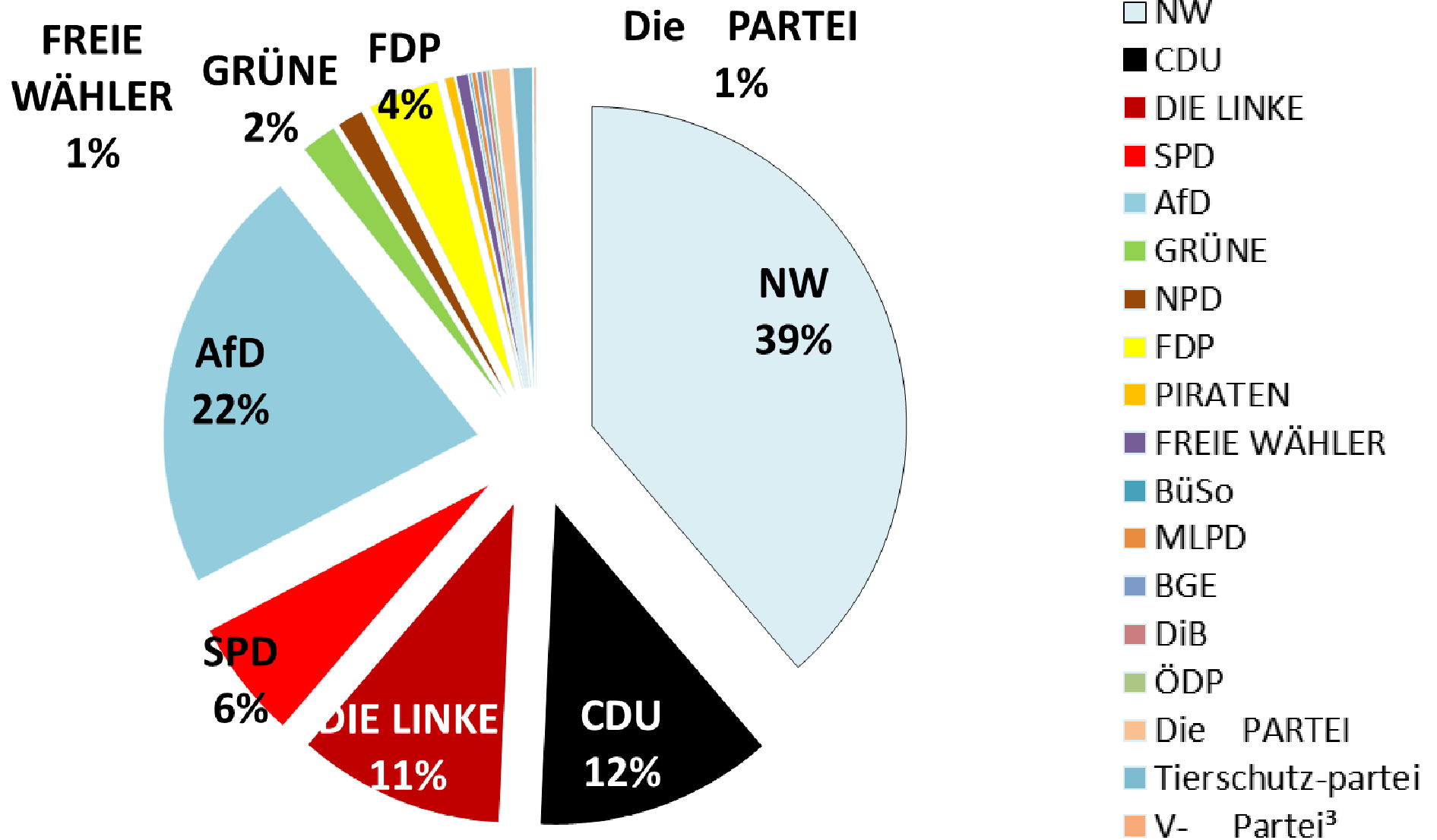


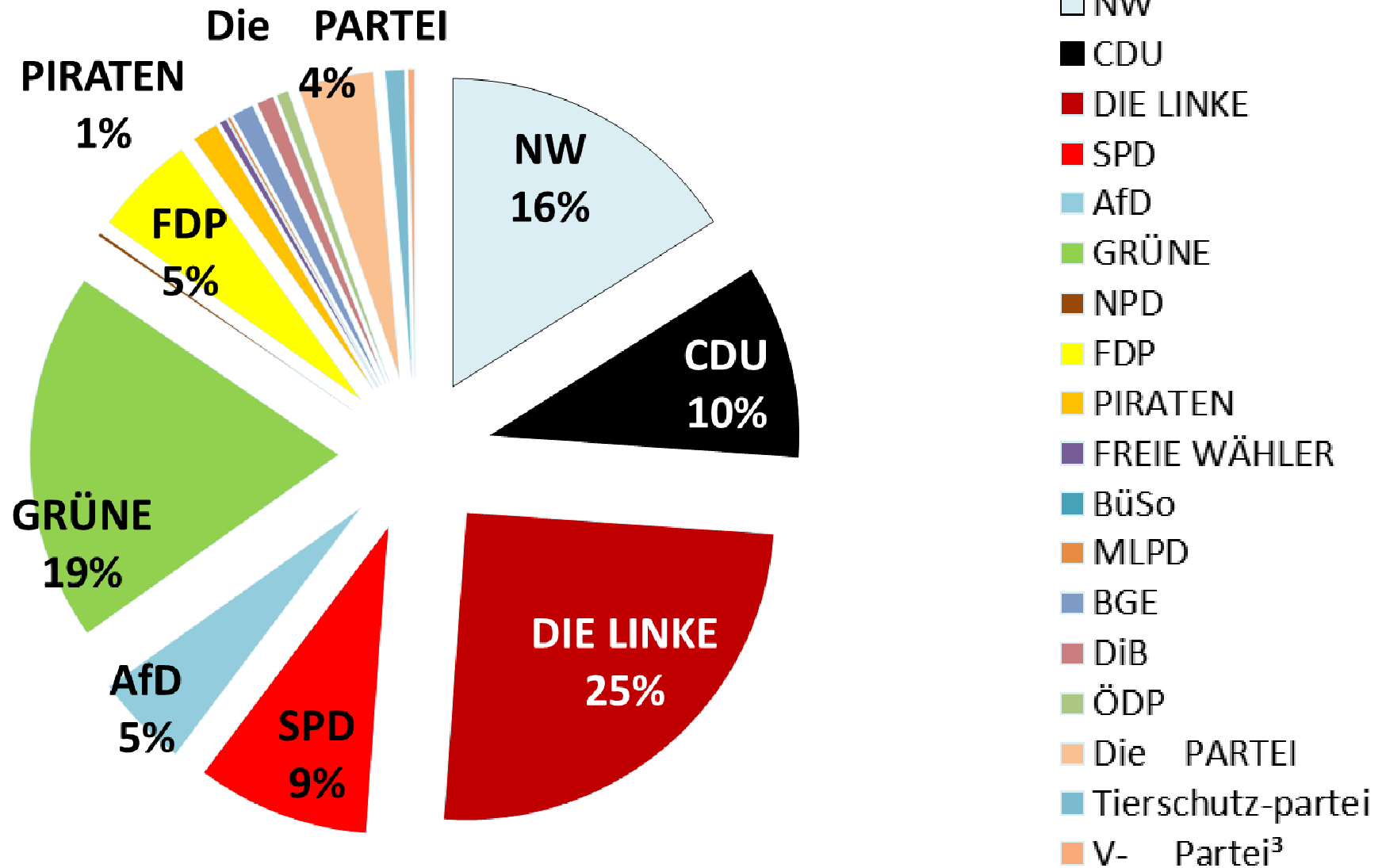
# Wahlauswertung

**Jens Matthis**









Veränderung Stadtteil	DIE LINKE	Nichtwähler	SPD	GRÜNE	FDP	Splittergr.
Äußere Neust.	9%	-7%	-3%	0%	4%	6%
Leipziger Vorst.	8%	-8%	-3%	0%	3%	7%
Pieschen-Süd	4%	-8%	-3%	0%	3%	5%
Löbtau-Nord	3%	-8%	-2%	1%	6%	1%
Plauen	3%	-4%	-4%	1%	6%	3%
Löbtau-Süd	2%	-6%	-3%	1%	6%	1%
Innere Altst.	2%	-3%	-3%	0%	7%	-1%
Innere Neust.	2%	-5%	-4%	0%	4%	2%
Friedrichst.	2%	-9%	-2%	0%	5%	2%
Blasewitz	2%	-4%	-4%	1%	7%	1%
Südvorst.-Ost	2%	-4%	-5%	1%	8%	4%
Strehlen	1%	-5%	-3%	1%	5%	2%
Südvorst.-West	1%	-3%	-4%	1%	6%	3%
Radeberger Vorst.	1%	-4%	-3%	0%	5%	2%
Striesen-Ost	1%	-5%	-3%	0%	7%	1%
Loschwitz/Wachwitz	1%	-4%	-3%	1%	9%	0%
Pieschen-Nord	1%	-5%	-3%	0%	4%	4%
Bühlau/ Weißer H.	1%	-3%	-4%	0%	7%	1%
Cotta	0%	-7%	-2%	1%	5%	1%
Striesen-Süd	0%	-5%	-3%	1%	6%	-1%
Johannst.-Nord	0%	-3%	-3%	0%	5%	1%
Langebrück	0%	-4%	-2%	1%	7%	0%
Kleinschachwitz	0%	-5%	-3%	1%	7%	-6%
Trachau	0%	-5%	-2%	0%	5%	1%
Striesen-West	0%	-5%	-3%	1%	7%	1%
Albertst.	0%	-7%	-2%	1%	5%	1%
Mickten /Übigau.	0%	-6%	-2%	0%	4%	3%
Räcknitz/Zschernitz	-1%	-4%	-3%	1%	5%	1%
Hosterwitz/Pillnitz	-1%	-6%	-3%	2%	7%	0%
Gruna	-1%	-3%	-3%	1%	6%	-4%
Leubnitz-Neuostra	-1%	-5%	-4%	1%	7%	-1%
Laubegast	-1%	-4%	-3%	1%	7%	-2%
Gönnsdorf/Pappritz	-1%	-6%	-3%	1%	10%	0%
Pirnaische Vorst.	-1%	-2%	-3%	0%	4%	1%
Coschütz/Gittersee	-1%	-4%	-3%	2%	7%	2%
Kleinpestitz/Mockritz	-1%	-6%	-3%	1%	6%	1%
Naußlitz	-1%	-7%	-3%	1%	6%	1%
Gompitz/Altfranken	-1%	-4%	-3%	3%	7%	1%
Weixdorf	-1%	-6%	-3%	1%	7%	1%
Seevorst.-Ost	-1%	-4%	-2%	0%	6%	1%
Cossebaude/Mobschatz	-1%	-6%	-2%	1%	6%	1%
Seidnitz/Dobritz	-1%	-5%	-3%	1%	5%	1%
Niedersedlitz	-1%	-6%	-3%	2%	8%	1%
Briesnitz	-1%	-5%	-2%	1%	5%	1%
Kaditz	-1%	-8%	-2%	1%	5%	2%
Lockwitz	-1%	-5%	-3%	1%	7%	0%
Klotzsche	-2%	-4%	-3%	0%	7%	1%
Weißig	-2%	-5%	-3%	1%	6%	0%
Reick	-2%	-5%	-2%	2%	5%	1%
Hellerau	-2%	-4%	-2%	1%	6%	1%
Schönfeld/Schullwitz	-2%	-3%	-2%	2%	6%	0%
Johannstadt-Süd	-2%	-1%	-3%	0%	5%	1%
Tolkewitz	-2%	-5%	-3%	1%	6%	1%
Gorbitz-Ost	-2%	-6%	-2%	2%	3%	1%
Seevorst.-West	-3%	-3%	-3%	0%	6%	1%
Leuben	-3%	-4%	-2%	1%	4%	-3%
Großschachwitz	-3%	-4%	-3%	1%	5%	-3%
Gorbitz-Nord	-3%	-5%	-2%	2%	3%	0%
Prohlis-Nord	-3%	-5%	-2%	2%	3%	-1%
Prohlis-Süd	-4%	-4%	-1%	1%	3%	-1%
Gorbitz-Süd	-4%	-4%	-2%	2%	3%	1%
Dresden	0%	-5%	-3%	0%	6%	1%

Gewinne AfD	Stadtteil	Verluste CDU	Nichtwähler	DIE LINKE
21%	Schönfeld/Schullwitz	-17%	-3%	-2%
20%	Gompitz/Altfranken	-17%	-4%	-1%
20%	Cossebaude/Mobschatz	-13%	-6%	-1%
20%	Niedersedlitz	-16%	-6%	-1%
19%	Lockwitz	-15%	-5%	-1%
18%	Weixdorf	-14%	-6%	-1%
18%	Briesnitz	-13%	-5%	-1%
18%	Kaditz	-11%	-8%	-1%
18%	Kleinschachwitz	-15%	-5%	0%
17%	Gorbitz-Nord	-8%	-5%	-3%
17%	Laubegast	-13%	-4%	-1%
17%	Kleinpestitz/Mockritz	-11%	-6%	-1%
17%	Gorbitz-Süd	-8%	-4%	-4%
17%	Großschachwitz	-11%	-4%	-3%
17%	Hellerau	-14%	-4%	-2%
17%	Prohlis-Nord	-9%	-5%	-3%
17%	Coschütz/Gittersee	-13%	-4%	-1%
16%	Seidnitz/Dobritz	-12%	-5%	-1%
16%	Reick	-11%	-5%	-2%
16%	Gönnsdorf/Pappritz	-16%	-6%	-1%
16%	Leuben	-10%	-4%	-3%
16%	Weißig	-12%	-5%	-2%
16%	Gorbitz-Ost	-6%	-6%	-2%
16%	Naufslitz	-11%	-7%	-1%
15%	Hosterwitz/Pillnitz	-12%	-6%	-1%
15%	Leubnitz-Neuostra	-12%	-5%	-1%
15%	Prohlis-Süd	-8%	-4%	-4%
15%	Mickten /Übigau.	-11%	-6%	0%
15%	Tolkewitz	-10%	-5%	-2%
15%	Langebrück	-14%	-4%	0%
14%	Klotzsche	-11%	-4%	-2%
14%	Räcknitz/Zschernitz	-10%	-4%	-1%
13%	Johannstadt-Süd	-11%	-1%	-2%
13%	Cotta	-9%	-7%	0%
13%	Trachau	-10%	-5%	0%
12%	Gruna	-11%	-3%	-1%
12%	Striesen-Süd	-9%	-5%	0%
11%	Seevorst.-West	-9%	-3%	-3%
11%	Seevorst.-Ost	-9%	-4%	-1%
11%	Striesen-West	-10%	-5%	0%
10%	Pieschen-Nord	-8%	-5%	1%
10%	Loschwitz/Wachwitz	-11%	-4%	1%
10%	Bühlau/ Weißer H.	-11%	-3%	1%
10%	Strehlen	-9%	-5%	1%
10%	Johannst.-Nord	-7%	-3%	0%
10%	Blasewitz	-11%	-4%	2%
9%	Südvorst.-West	-9%	-3%	1%
9%	Pirnaische Vorst.	-8%	-2%	-1%
8%	Innere Altst.	-8%	-3%	2%
8%	Löbtau-Süd	-8%	-6%	2%
8%	Löbtau-Nord	-7%	-8%	3%
8%	Albertst.	-5%	-7%	0%
8%	Plauen	-9%	-4%	3%
8%	Striesen-Ost	-8%	-5%	1%
8%	Radeberger Vorst.	-6%	-4%	1%
7%	Pieschen-Süd	-6%	-8%	4%
7%	Friedrichst.	-4%	-9%	2%
7%	Südvorst.-Ost	-9%	-4%	2%
7%	Innere Neust.	-5%	-5%	2%
5%	Leipziger Vorst.	-4%	-8%	8%
2%	Äußere Neust.	-3%	-7%	9%
			0%	0%
13%	Dresden	-10%	-5%	0%

## Höchste Verluste der LINKEN - sehr hohe Gewinne der AfD

	Stadtteil	Alter	Arbeitslose	SGB II	SGB II Kinder	Ausländer	Migrationshintergrund
95	Gorbitz-Süd	43,4	15,6%	30,6%	47,8%	11,2%	3,9%
72	Prohlis-Süd	48,0	18,5%	36,4%	54,2%	7,2%	6,4%
71	Prohlis-Nord	47,5	14,0%	28,0%	43,9%	6,4%	6,5%
97	Gorbitz-Nord	42,4	12,2%	22,7%	40,6%	12,2%	2,7%
64	Großschachwitz	46,2	6,2%	9,5%	11,2%	2,5%	2,2%

## Höchste Gewinne der LINKEN - relativ geringe Gewinne der AfD

	Stadtteil	Alter	Arbeitslose	SGB II	SGB II Kinder	Ausländer	Migrationshintergrund
11	Äußere Neust.	32,0	6,0%	9,7%	14,1%	9,0%	4,8%
14	Leipziger Vorst.	33,1	6,7%	10,5%	13,5%	5,8%	3,5%
21	Pieschen-Süd	33,8	8,7%	16,6%	25,9%	6,1%	4,7%
92	Löbtau-Nord	34,2	6,6%	12,1%	20,2%	6,4%	4,1%
86	Plauen	39,9	3,6%	4,8%	5,1%	6,1%	3,7%

## Höchste Gewinne der AfD - sehr hohe Verluste der CDU

	Stadtteil	Alter	Arbeitslose	SGB II	SGB II Kinder	Ausländer	Migrationshintergrund
47	Schönfeld/Schullwitz	44,8	3,8%	4,4%	6,7%	0,6%	1,5%
99	Gompitz/Altfranken	45,0	2,6%	2,6%	2,7%	0,8%	3,1%
90	Cossebaude/Mobschatz	45,2	3,7%	5,0%	6,4%	1,2%	1,8%
73	Niedersedlitz	44,2	3,1%	4,8%	7,8%	3,0%	2,0%
74	Lockwitz	43,9	2,9%	3,6%	5,0%	1,3%	2,7%



# Wahlauswertung

**Jens Matthis**